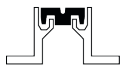


# DUALLINE WALL AV 34



Recess mounted



Joint width 50-300 mm



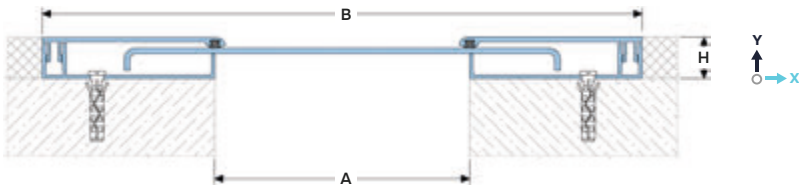
For seismic zone



Movements in 3 directions



Indoor/outdoor<sup>2</sup>



## DESIGNATIONS:

A – nominal joint width;

B – visible width;

H – profile height;

$M_x$  – horizontal movements;

$M_y$  – Y-axis movements.

Profile	Sizes, mm			Movements, mm	
	A <sup>1</sup>	B	H	$M_x$	$M_y$
AV 34/50/15	50	175	15	100 (+50/-50)	20 (+10/-10)
AV 34/75/15	75	200	15	100 (+50/-50)	24 (+12/-12)
AV 34/100/15	100	225	15	100 (+50/-50)	30 (+15/-15)
AV 34/125/15	125	250	15	100 (+50/-50)	34 (+17/-17)
AV 34/150/15	150	275	15	100 (+50/-50)	40 (+20/-20)
AV 34/200/15	200	325	15	100 (+50/-50)	50 (+25/-25)
AV 34/250/15	250	400	15	100 (+50/-50)	60 (+30/-30)
AV 34/300/15	300	450	15	100 (+50/-50)	80 (+40/-40)

<sup>1</sup> Standard expansion joint width shown. The profile can be made to the required width from 20 to 500 mm

<sup>2</sup> NOTE! It is not recommended to install profiles on the concrete facades of houses, under the open rays of the sun, due to the different coefficients of thermal expansion of aluminum and concrete (ask for details).

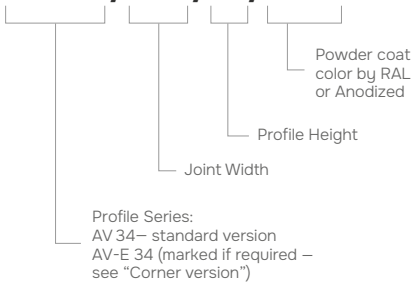
## ▶ TECHNICAL DATA

<b>Material</b>	Aluminum EN AW 6063 T6 (T66 <sup>3</sup> )
<b>Tolerances</b>	EN 12020-2:2008
<b>Strength, MPa</b>	$\sigma_b = 205$ (255 <sup>3</sup> )
<b>Length, m</b>	3,0
<b>Tooling</b>	Mounting holes
<b>Fasteners</b>	Included (Dowel-nail)
<b>Surface coat</b>	Mill finish On request: powder coated in RAL color or anodized in various colors (ask for details).

<sup>3</sup>For EU market.

## ▶ LABELING


### AV 34/100/15/1015



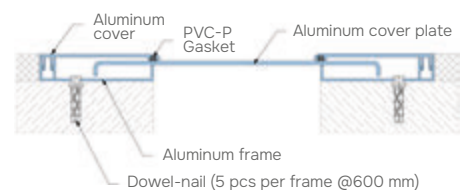
## ▶ CORNER VERSION

All profiles have corner versions for floor-to-wall connections (joint along the wall). These profiles have an "E" index: AV-E.

Example: AV-E 34/100/15



## ▶ EQUIPMENT PROFILE



## ▶ VIEW



CORNER VIEW



TOP VIEW



FRONT VIEW / CEILING VIEW