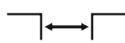


DUALLINE WALL

AV 18



Inside mounted



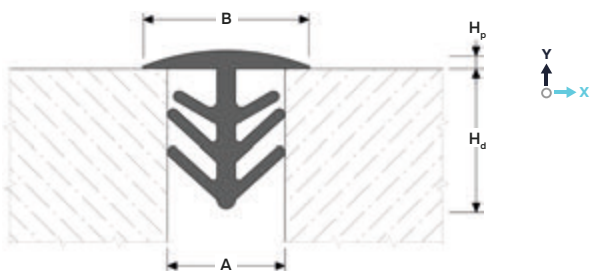
Joint width 10-70 mm



Movements in 6 directions



Indoor/outdoor



DESIGNATIONS:

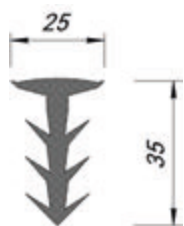
A – nominal joint width;
B – visible width;
H_d – installation depth;

M_p – profile height;
M_x – horizontal movements;
M_y – Y-axis movements.

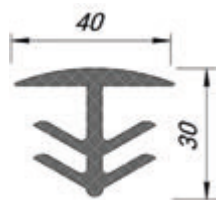
Profile	Sizes, mm				Movements, mm
	A'	B	H _d	H _p	M _x
AV 18/10	10	25	35	4	10 (+5/-5)
AV 18/20	20	40	30	4	20 (+10/-10)
AV 18/30	30	55	50	4	24 (+12/-12)
AV 18/50	50	75	70	5	40 (+20/-20)
AV 18/70	70	95	90	5	50 (+25/-25)

TECHNICAL DATA

Material	PVC-P				
Standard	ASTM D 2628-91				
Strength, MPa	σ _b =13,8				
Length, m	3,0				
Tooling	Without				
Color	<table border="1"> <tbody> <tr> <td>9005</td> <td>7035</td> <td>7037</td> <td>1015</td> </tr> </tbody> </table>	9005	7035	7037	1015
9005	7035	7037	1015		



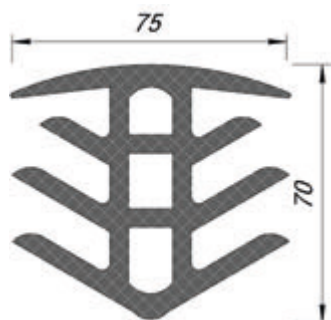
AV 18/10



AV 18/20



AV 18/30



AV 18/50



AV 18/70



AV-E 18/20



AV-E 18/30