


# DUALINE WALL AV 15



Top mounted



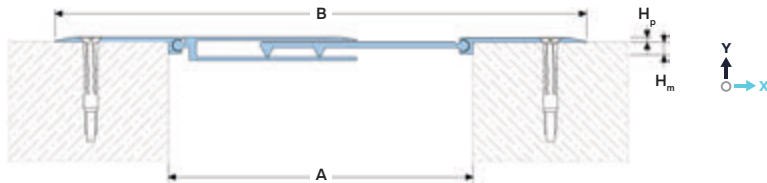
Joint width  
100-500 mm



Movements  
in 3 directions



Indoor/  
outdoor



## DESIGNATIONS:

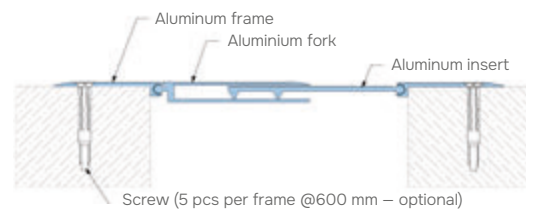
A – nominal joint width;  
B – visible width;  
H<sub>p</sub> – profile height;

H<sub>m</sub> – mounting depth;  
M<sub>x</sub> – horizontal movements;  
M<sub>y</sub> – Y-axis movements.

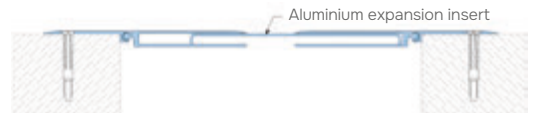
Profile	Sizes, mm				Movements, mm	
	A <sup>1</sup>	B	H <sub>p</sub>	H <sub>m</sub>	M <sub>x</sub>	M <sub>y</sub>
AV 15/100	100	190	2	5	60 (+30/-30)	60 (+30/-30)
AV 15/130	130	220	2	5	60 (+30/-30)	80 (+40/-40)
AV 15/170	170	260	2	5	60 (+30/-30)	100 (+50/-50)
AV 15/200	200	290	2	5	60 (+30/-30)	140 (+70/-70)
AV 15/250	250	340	2	5	60 (+30/-30)	170 (+85/-85)
AV 15/300	300	390	2	5	60 (+30/-30)	200 (+100/-100)
AV 15/400	400	490	2	5	60 (+30/-30)	260 (+130/-130)
AV 15/500	500	590	2	5	60 (+30/-30)	300 (+150/-150)

<sup>1</sup> On request, the profile can be manufactured to any joint width from 200 to 500 mm.

## ► EQUIPMENT PROFILE



For expansion joints with a width of 200 mm or more, the profile is equipped with a special expansion insert:



## ► TECHNICAL DATA

<b>Material</b>	Aluminum EN AW 6063 T6 (T66 <sup>2</sup> )
<b>Tolerances</b>	EN 12020-2:2008
<b>Strength, MPa</b>	$\sigma_b = 205 (250^2)$
<b>Length, m</b>	3,0
<b>Tooling</b>	Mounting holes
<b>Fasteners</b>	Included (dowel-nail)
<b>Surface coat of cover</b>	For Aluminium (AL): - mill finish (MF) - matt anodized (AN)  On request: powder coated in RAL color or anodized in various colors (ask for details).

## ► CORNER VERSION



## ► LABELING

### AV 15/200/AN



Profile Series:  
AV 15 – standard version  
AV-E 15 – corner version (marked if required)

<sup>4</sup>For EU Market