
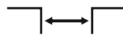


DUALLINE WALL

AV 14



Top mounted



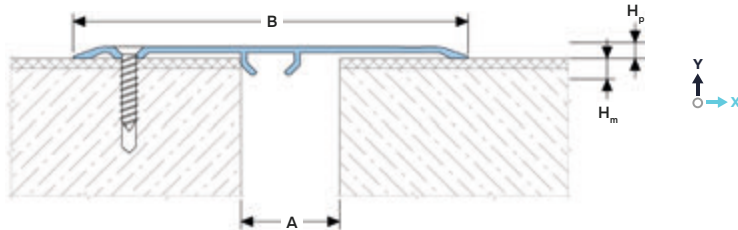
Joint width 20-180 mm



Movements in 2 directions



Indoor/outdoor¹



DESIGNATIONS:

A – nominal joint width;
B – visible width;
H_p – profile height;

H_m – installation depth;
M_x – horizontal movements;
M_y – Y-axis movements.

Profile	Cover type ⁴	Sizes, mm				Movements, mm	
		A ²	B	H _p	H _m	M _x ²	M _y ³
Straight version (wall – wall, ceiling – ceiling)							
AV 14/70	AL / SS / BR	20	70	4	5	10 (+5/-5)	–
AV 14/100	AL / SS / BR	30-45	100	4	5	40 (+10/-30)	–
AV 14/120	AL / SS / BR	40-60	100	4	5	60 (+15/-45)	–
AV 14/150	AL / SS / BR	50-80	150	4	5	90 (+25/-65)	–
AV 14/200	AL / SS / BR	80-120	200	4	–	150 (+30/-120)	–
AV 14/250	AL / SS / BR	120-170	250	4	–	200 (+30/-170)	–
Corner version (floor – wall, wall – ceiling, wall – wall junction at 90°)							
AV-E 14/150	AL / SS / BR	up to 80	100	4	–	100 (+20/-80)	–
AV-E 14/200	AL / SS / BR	up to 130	150	4	–	150 (+20/-130)	–
AV-E 14/250	AL / SS / BR	up to 180	200	4	–	200 (+20/-180)	–

▶ TECHNICAL DATA

Material Aluminum EN AW 6063 T6 (T66⁵)

Tolerances EN 12020-2:2008

Strength, MPa σ_b=205 (250⁵)

Length, m 3,0

Tooling Mounting holes

Fasteners Included (Dowel-nail)

Surface coat For Aluminium (AL):
- mill finish (MF)
- matt anodized (AN)
For Stainless steel (SS):
- see "Equipment profile"

For Brass (BR):
- various brass variants
(ask for details).

On request: powder coated in RAL color or anodized in various colors (ask for details).

¹ It is not recommended to use the profile under the open rays of the sun and with possible large temperature fluctuations due to the large difference in the coefficients of thermal expansion of concrete and aluminum (ask for details).

² The magnitude of the expansion joint opening is directly related to the magnitude of the perceived motions. The "Movements" table shows the amount of movement as a function of joint width.

³ For Ceiling-Ceiling versions, vertical movements are not allowed.

⁴ The profile is available in several finishes. See "Surface coat of cover" and "Equipment profile".

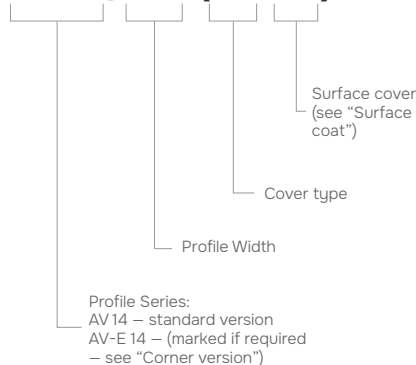
⁵ For EU Market

▶ CORNER VERSION



▶ LABELING

AV 14/120 (AL-XX)



▶ EQUIPMENT PROFILE

