
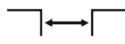


DUALLINE WALL AV 13



Top mounted



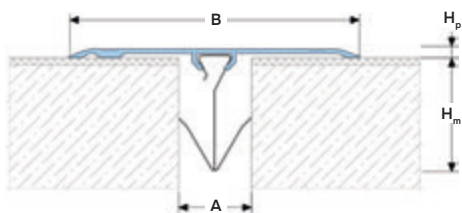
Joint width 15-80 mm



Movements in 3 directions



Indoor/outdoor



DESIGNATIONS:

A – nominal joint width;
B – visible width;
H_p – profile height;

H_m – installation depth;
M_x – horizontal movements;
M_y – Y-axis movements.

Profile	Cover type	Sizes, mm				Movements, mm	
		A ²	B	H _p	H _m	M _x ²	M _y ³
AV 13/70	AL / SS / BR	15-35	70	4	40	30 (+15/-15)	10 (+5/-5)
AV 13/70	AL / SS / BR	40-60	70	4	60	60 (+20/-40)	20 (+10/10)
AV 13/100	AL / SS / BR	15-35	100	4	40	30 (+15/-15)	10 (+5/-5)
AV 13/100	AL / SS / BR	40-80	100	4	60	80 (+20/-60)	20 (+10/10)
AV 13/120	AL / SS / BR	15-35	120	4	40	30 (+15/-15)	10 (+5/-5)
AV 13/120	AL / SS / BR	40-80	120	4	60	80 (+20/-60)	20 (+10/10)

¹ The value given is for the average nominal joint width.

² The profile is available in several finishes. See "Surface coat of cover" and "Equipment profile".

▶ TECHNICAL DATA

Material Aluminum EN AW 6063 T6 (T66³)

Tolerances EN 12020-2:2008

Strength, MPa σ_b=205 (250³)

Length, m 3,0

Tooling –

Fasteners Included (stainless steel spring clip)

Surface coat
For Aluminium (AL):
- mill finish (MF)
- matt anodized (AN)
For Stainless steel (SS):
- see "Equipment profile"

For Brass (BR):
- various brass variants
(ask for details).

On request: powder coated in RAL color or anodized in various colors (ask for details).

³ For EU Market

▶ LABELING

Profile Width Surface cover (see "Surface coat")

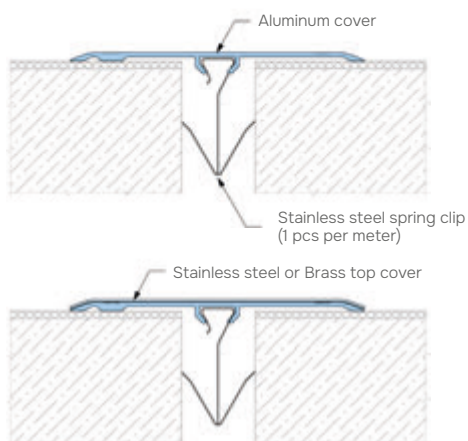
AV 13/70 (AL-XX) / S

Profile Series:
AV 13 – standard version
AV-E 13 (marked if required – see "Corner version")

Cover type

Clip type ("S" or "L")

▶ EQUIPMENT PROFILE



S-clip (15-35 mm)



L-clip (40-80 mm)



▶ CORNER VERSION

