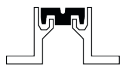



DUALLINE WALL AV 11



Recess
mounted



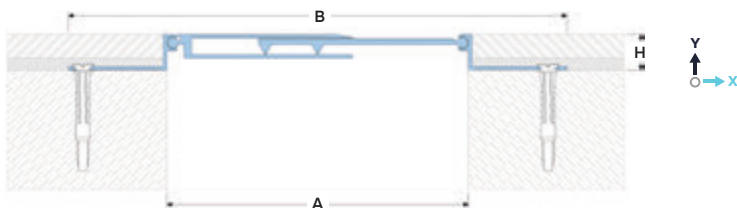
Joint width
100-500 mm



Movements
in 3 directions



Indoor/
outdoor



DESIGNATIONS:

A – nominal joint width; M_x – horizontal movements;
B – full (seat) width; M_y – Y-axis movements.
 H_p – profile height;

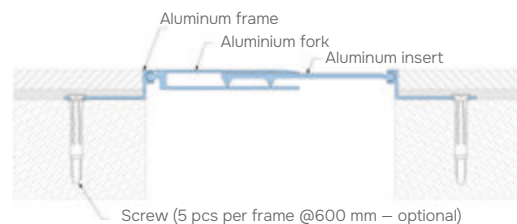
Profile	Sizes, mm			Movements, mm	
	A ³	B	...=H ¹	M_x	M_y
AV 11/100/... ¹	100	190	7, 15, h ²	60 (+30/-30)	60 (+30/-30)
AV 11/130/... ¹	130	220		60 (+30/-30)	80 (+40/-40)
AV 11/170/... ¹	170	260		60 (+30/-30)	100 (+50/-50)
AV 11/200/... ¹	200	290		60 (+30/-30)	140 (+70/-70)
AV 11/250/... ¹	250	340		60 (+30/-30)	170 (+85/-85)
AV 11/300/... ¹	300	390		60 (+30/-30)	200 (+100/-100)
AV 11/400/... ¹	400	490		60 (+30/-30)	260 (+130/-130)
AV 11/500/... ¹	500	590		60 (+30/-30)	300 (+150/-150)

¹... – installation height to choose from standard (see H).

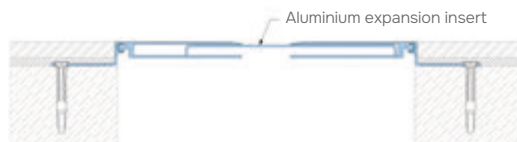
²Mounting height of the profile on request, where "h" is a value in mm (selectable in the range from 20 to 200 mm), designated by the AV-H index.

³On request, the profile can be manufactured to any joint width from 200 to 500 mm.

▶ EQUIPMENT PROFILE



For expansion joints with a width of 200 mm or more, the profile is equipped with a special expansion insert:



▶ TECHNICAL DATA

Material	Aluminum EN AW 6063 T6 (T66 ⁴)
Tolerances	EN 12020-2:2008
Strength, MPa	$\sigma_b=205$ (250 ⁴)
Length, m	3,0
Tooling	Mounting holes
Fasteners	Included (dowel-nail)
Surface coat of cover	For Aluminium (AL): - mill finish (MF) - matt anodized (AN) On request: powder coated in RAL color or anodized in various colors (ask for details).

⁴For EU Market

▶ CORNER VERSION



▶ LABELING

AV 11/200/15/AN

