

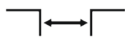
# DUALLINE STADIUM SAL 33



For seismic zone



Top mounted



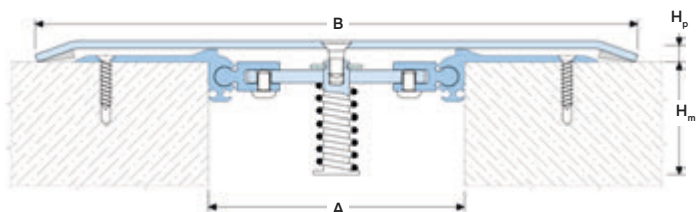
Joint width 50-500 mm



Movements in 3 directions



Indoor/outdoor



## DESIGNATIONS:

A – nominal joint width;  
B – visible width;  
H<sub>p</sub> – profile height

H<sub>m</sub> – profile depth  
M<sub>x</sub> – horizontal movements;  
M<sub>y</sub> – vertical movements.

Profile	Sizes, mm				Movements, mm	
	A <sup>1</sup>	B <sup>2</sup>	H <sub>m</sub>	H <sub>p</sub>	M <sub>x</sub>	M <sub>y</sub>
SAL 33/50	50	180	40	8	50 (±25)	10 (±5)
SAL 33/80	80	210	40	8	80 (±40)	20 (±10)
SAL 33/100	100	230	40	8	100 (±50)	30 (±15)
SAL 33/150	150	280	40	8	150 (±75)	40 (±20)
SAL 33/200	200	330	40	8	200 (±100)	50 (±25)
SAL 33/250	250	375 <sup>2</sup>	40	8	250 (±125)	80 (±40)
SAL 33/300	300	450 <sup>2</sup>	40	8	300 (±150)	100 (±50)

<sup>1</sup>The profile can be made to any specific expansion joint width from 50 up to 500 mm. Request additional data.

<sup>2</sup>The standard width is indicated when using a profile for seismic joints with the specified limits of movement. It is possible to reduce the width with smaller movements.

## ▶ TECHNICAL DATA

### → FRAME

Material	Aluminum EN AW 6063 T6
Tolerances	EN 12020-2:2008
Strength, MPa	$\sigma_b=205$
Length, m	On request <sup>3</sup>
Tooling	Mounting holes
Fasteners	Included (Screws Rawlplug R-LX-5x50-CS)

### → COVER

Material	AISI 304 <sup>4</sup> (1.4301)
Profile designation <sup>4</sup>	SS304-XX (XX – steel surface <sup>5</sup> )
Strength, MPa	$\sigma_b=515$
Tolerances	EN 1090-2
Length, m	On request <sup>3</sup>
Tooling	Mounting holes
Surface coat	Standard surface selection: grind/brushed <sup>5</sup> /textured <sup>6</sup> . Powder coating: Any color by RAL catalogue, Moire colors (see “#3 OPTIONAL” and Request additional details)

<sup>3</sup>The profile is made to order according to the dimensions of the stadium grandstand steps.

<sup>4</sup>On request, the cover can be made of other types of stainless steel: AISI 316, 430 or others.

## ▶ TECHNICAL DATA

SAL 33 profiles are specially designed structures used for joints in stadium grandstands and combine two functions: horizontal and vertical profiles at the same time.


The SAL 33 profile is manufactured as a prefabricated part according to the dimensions of the grandstand step and has two sizes: horizontal and vertical.

The eccentric system allows to compensate for any movements, including seismic movements.

The stainless steel cover protects the expansion joint securely.

The profile does not require preparation of a landing place and can be mounted on ready-made grandstands.

## ▶ EQUIPMENT PROFILE



## ▶ LABELING

(example)

Surface cover marked if required – see "Surface coat")

Type of cover

The size of the chamfer, if any, mm (C)

Vertical size, mm (V)

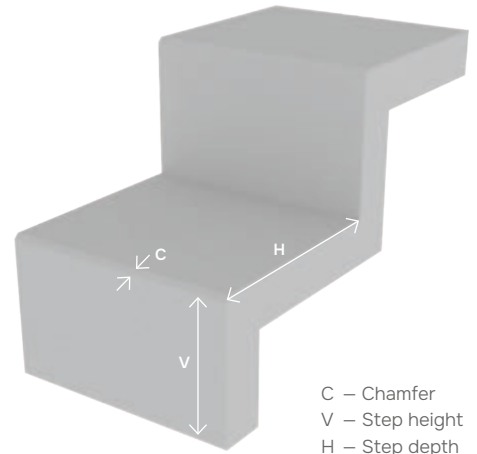
Horizontal size, mm (H)

Cover width, mm

**SAL 33/100-230/900x600-10/SS304-2B**

Profile Serie

Joint Width, mm

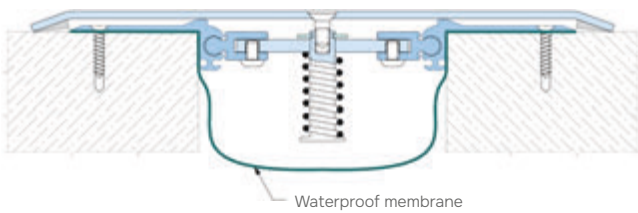


C – Chamfer  
V – Step height  
H – Step depth

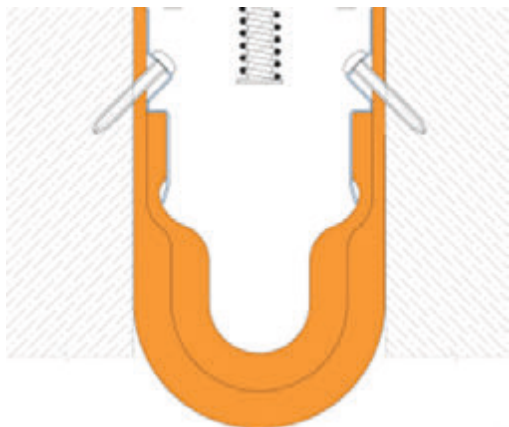
## ▶ OPTIONAL



Using a vapor barrier for waterproofing an expansion joint.



Use of a fire barrier with a fire resistance rating of up to EI 240.



Powder coating of the profile in various colors.

