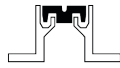





Max load
600 kN



Recess
mounted



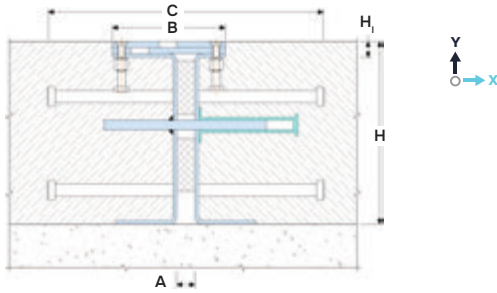

Joint width
20-150 mm



Movements
in 2 directions



Indoor/
outdoor



DESIGNATIONS:

A – nominal joint width;
B – visible width;
C – full width;
H – profile height;

H_1 – layers thickness;
 M_x – horizontal movements;
 M_y – vertical movements.

Profile	Standard options ¹ (abc)	Sizes, mm				Movements ³ , mm		Permissible loads (kN)		
		A	B	H ²	H ₁	M _x	M _y			
SG 84/15/80	BBB, HHB, 33B	20	190	80	13	20 (+10/-10)	–	600	300	150
SG 84/15/100		30	200	100	13	20 (+10/-10)	–	600	300	150
SG 84/15/120		50	220	120	13	20 (+10/-10)	–	600	300	150
SG 84/15/150		80	260	150	13	20 (+10/-10)	–	600	300	150
SG 84/15/200		100	280	200	31	20 (+10/-10)	–	600	300	150
SG 84/15/250		120	320	250	31	20 (+10/-10)	–	600	300	150
SG 84/15/300		150	350	300	31	20 (+10/-10)	–	600	300	150

¹ The profile is made to order from different materials of the components of the profile layers a, b and c (see technical data):

- B – Steel S235 with powder coating;
- H – Steel S235 with hot dip galvanized⁸;
- 3 – Stainless steel 1.4301 (AISI 304)⁹;

² The standard height is specified. On request, the profile can be manufactured to any mounting height from 80 mm.

³ Standard movements limits are given. On request, the profile is produced with other movements limits - ask for data.

▶ TECHNICAL DATA

Material⁹	S235 (1.0038)	AISI 304 (1.4301)
Strength, MPa	$\sigma_b=360-510$	$\sigma_b=515$
Tolerances	EN 1090-2	
Length, m	3,0 ⁴	
Tooling	Mounting holes	
Fasteners	Included (Screws Rawlplug R-LX) ⁵	
Surface coat	• Powder ⁶ • Galvanized ⁷	Without coating

⁴ Profile length can be changed upon request.

⁵ The profile is supplied assembled, using mounting brackets, to the required width of the expansion joint. Kit includes RAWLPLUG R-LX high strength concrete screws and DIN 7991 A2 stainless steel mounting screws.

⁶ Powder coated in any RAL color.

⁷ Hot dip galvanizing according to EN 1461. ⁸ The material of the layers can be changed to other types of steel: AISI 316, 321, 430, etc.

▶ EXECUTION OPTIONS

