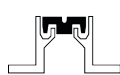
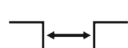




Max load
600 kN



Recess
mounted



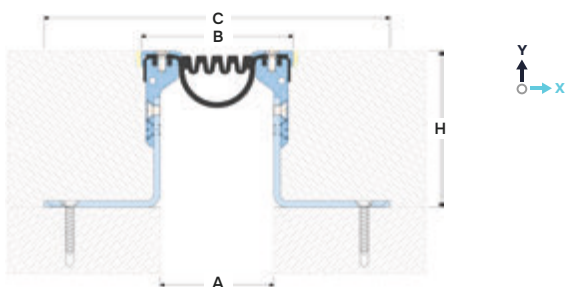
Joint width
up to 1000 mm



Movements
in 6 directions



Indoor/
outdoor



DESIGNATIONS:

A – nominal joint width;
B – visible width;
C – full width (min mounting seat);

H – installation depth;
 M_x – horizontal movements;
 M_y – vertical movements.

Profile	Type of cover ²	Type of apron ³	Sizes, mm				Movements, mm		Permissible loads ⁴ (kN)			
			A	B	C	...=H ¹	M_x	M_y				
WR-H 79/50/... ¹	AL/SS	S/M/L	50	88	210	Any customised from 80 mm	40 (+20/-20)	20 (+10/-10)	50	600	70	—
WR-H 79/60/... ¹	AL/SS	S/M/L	60	98	220		50 (+25/-25)	20 (+10/-10)	50	600	70	—
WR-H 79/80/... ¹	AL/SS	S/M/L	80	118	240		60 (+30/-30)	20 (+10/-10)	50	600	70	—
WR-H 79/100/... ¹	AL/SS	S/M/L	100	138	260		70 (+35/-35)	20 (+10/-10)	50	600	70	—
WR-H 79/120/... ¹	AL/SS	S/M/L	120	148	280		80 (+40/-40)	20 (+10/-10)	50	600	70	—

¹ Choice of two types of covers (See "Standard types of covers").

▶ TECHNICAL DATA

→ FRAME

Material	Aluminum EN AW 6063 T6 (T66 ³)	
Tolerances	EN 12020-2:2008	
Strength, MPa	$\sigma_b=205$ (250 ³)	
Length, m	2,5	
Tooling	Countersunk head mounting holes	
Fasteners	Included (Screws Rawlplug R-LX-5x50-CS)	

→ COVER

Material (2 types)	Aluminum EN AW 6063 T6 (T66 ³)	AISI 304 ⁴ (1.4301)
Profile designation ³	AL	SS
Strength, MPa	$\sigma_b=205$ (250 ³)	$\sigma_b=515$
Tolerances	EN 12020-2:2008	EN 1090-2
Length, m	2,5	2,5
Tooling	Mounting holes	Mounting holes

→ INSERT & APRONS

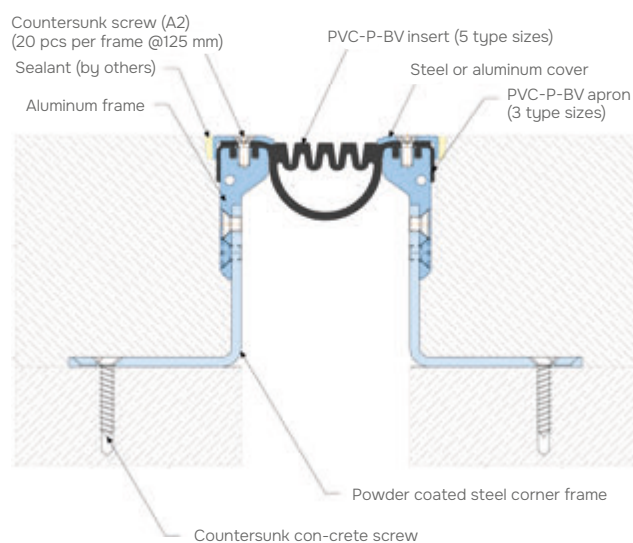
Material	PVC-P	
Resistant	30...+100°C, UV+O ₃ +Bitum – resistant	
Length, m	20 meters per roll	
Color	Black	

³ For EU market.

⁴ On request, the cover can be made of other types of stainless steel: AISI 316, 430 or others.

⁵ On request, the insert can be made in any RAL color (ask for details).

▶ EQUIPMENT PROFILE



▶ LABELING

(example)

Additional cover to protect the insert (marked if required – see “Additional covers”)

Profile height (May have a double meaning if a different height version is used – see #4)

Joint Width

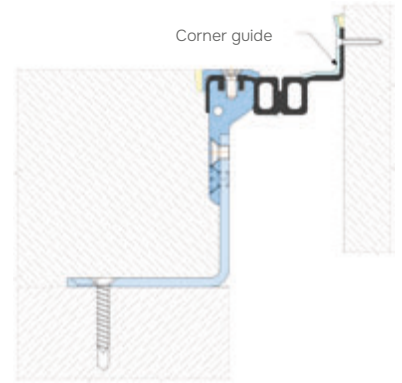
WR-H 79/50/100/S/AL-FS

Profile Series:
WR 79 – standard version
WR-H 79 (marked if required
– see “Corner version”)

Type of cover
Type of apron

▶ CORNER VERSION

Profiles have corner versions for Floor-to-wall connections (joint along the wall).




▶ EXECUTION OPTIONS



STANDARD TYPES OF COVER

The profile can be completed with covers made of AISI 304 stainless steel or aluminum EN AW 6063T6 (T66³).



The cover material is selected based on the operating conditions and the nature of the environment:

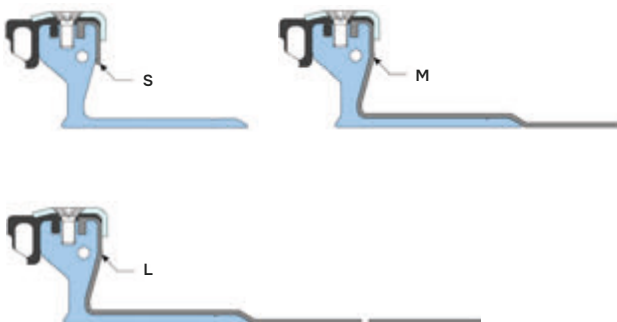
- Water+light chemistry – aluminum (profile has the AL index);
- Water/chemistry/salts/acids – AISI 304 (index SS).



STANDARD TYPES OF APRONS

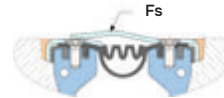
The profile is available in three different in width by types of waterproofing aprons:

- S – 20 mm wide;
- M – 140 mm wide;
- L – 360 mm wide;

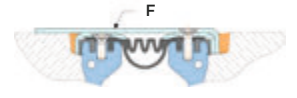


ADDITIONAL COVERS (OPTIONAL)

To protect the insert from mechanical damage, four types of F-covers can be used:



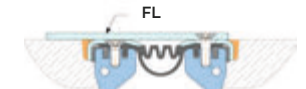
Fs – cover overlapping the insert replacing one of the standard ones (index Fs in the profile).



F – additional cover overlapping insert 3 mm thick (index F in the profile).



Fkr – additional overlay overlapping the insert 3 mm thick, fastened on both sides (Fkr index in the profile).



FL – additional overlay covering the insert with a thickness of 4 or 5 mm (index FL in the profile).

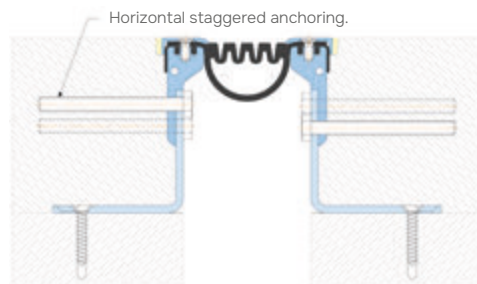
NOTE!!

- It is not allowed to use these types of covers when moving adjacent plates in a vertical plane (My)
- It is not recommended to use them in heavy traffic.



ADDITIONAL HORIZONTAL ANCHORING

For heights above 150 mm we recommend the use of additional horizontal anchoring for a more secure anchoring of the profile in concrete. NOTE: not suitable for M and L aprons



SEALANT GROOVE FORMER (OPTIONAL)

The profile can be completed with a special strip (Stripform 73), which forms a technological gap along the profile necessary to create a transition zone between the profile and the topcoat.

