

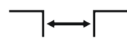
DUALLINE HEAVY SV 42



Loads up to 300 kN



Top mounted



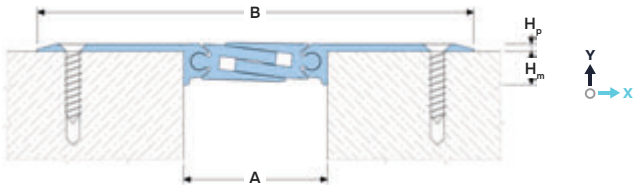
Joint width 50-200 mm



Movements in 3 planes



Indoor/outdoor²



DESIGNATIONS:

A – nominal joint width;
B – visible width;
H_p – profile height;

H_m – installation depth;
M_x – horizontal movements;
M_y – Y-axis movements.

Profile	Sizes, mm				Movements, mm		Permissible loads (kN)			
	A	B	H _p	H _m	M _x	M _y				
SV 42/50	50	185	3,5	15	10 (+5/-5)	10 (+5/-5)	50	300	50	5
SV 42/65	65	200	3,5	15	14 (+7/-7)	10 (+5/-5)	50	300	50	5
SV 42/80	80	215	3,5	15	24 (+12/-12)	20 (+10/-10)	50	300	50	5
SV 42/100	100	235	3,5	15	30 (+15/-15)	34 (+17/-17)	50	300	50	5
SV 42/120	120	245	3,5	15	44 (+22/-22)	40 (+20/-20)	50	300	50	5
SV 42/130	130	265	3,5	15	24 (+12/-12)	20 (+10/-10)	50	—	—	5
SV 42/150	150	285	3,5	15	30 (+15/-15)	34 (+17/-17)	50	—	—	5
SV 42/170	170	305	3,5	15	30 (+15/-15)	34 (+17/-17)	50	—	—	5
SV 42/200	200	335	3,5	15	44 (+22/-22)	50 (+25/-25)	50	—	—	5

¹The profile is suitable for parking lots and similar buildings and is not intended for open areas with free movement of vehicles at speeds exceeding 10 km/h.

² It is not recommended to use the profile under the open rays of the sun and with possible large temperature fluctuations due to the large difference in the coefficients of thermal expansion of concrete and aluminum.

▶ TECHNICAL DATA

→ FRAME AND INSERT


Material	Aluminum EN AW 6063 T6 (T66 ³)
Strength, MPa	$\sigma_b=205$ (255 ³)
Tolerances	EN 12020-2:2008
Tooling	Mounting holes
Fasteners	Included (Screws Rawplug)
Surface coat	Mill finish ⁴
Length, m	3,0

³ For EU market. ⁴ The profile can be optionally anodized (ask for details).

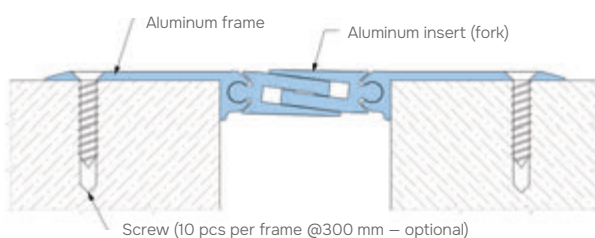
▶ CORNER VERSION

Profiles have corner versions for Floor-to-wall connections (joint along the wall). These profiles have an index "E": SV-E.

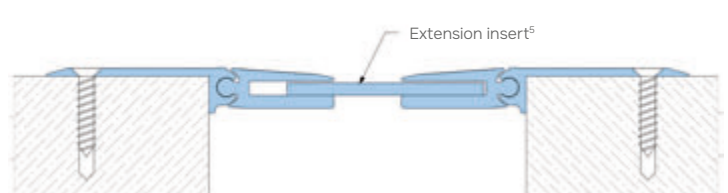
Example: SV-E 42/65



▶ EQUIPMENT PROFILE



Screw (10 pcs per frame @300 mm – optional)



⁵ Profiles for a joint width of 130 mm are completed with an extension insert: - SV 42/130, SV 42/150, SV 42/170, SV 42/200